

Applications of LVP605 series

LED HD Video Processor

Rental, staging, TV studio center, theater, high-end meetings, exhibition and so on.

Application 1: multiple units connected in parallel to realize sync mosaic

The maximum output resolution of single unit of LVP605 is 2304 X 1152.

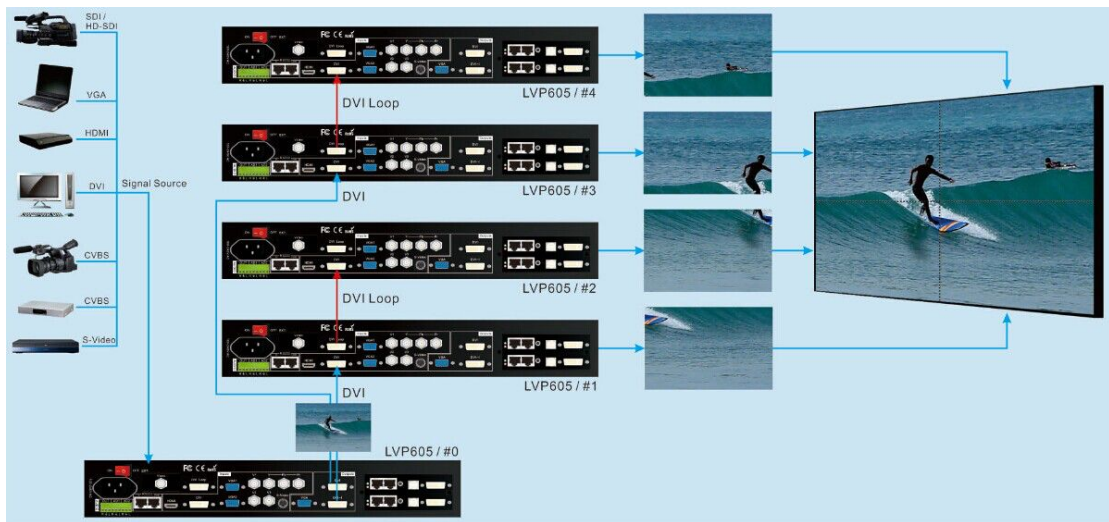
If the resolution of a LED screen over 2304 X 1152, several units of LVP605 can be used together to drive the screen.

This way will bring real-time, clear and fluent video display and there will be no misalignment or delay in display.

The following is an example of 4 units of LVP605 connected in parallel to drive a LED screen with resolution 4032 X 2112:

1. System diagram:

5 units of LVP605: 4 of them will be connected in parallel to meet the resolution of LED screen, the other one will be used as “master” to control and switch input signals, plus a PC to control the “master” to realize fast switching among multiple display effects.



2. Display effects



Full display



Dual display



Quad display



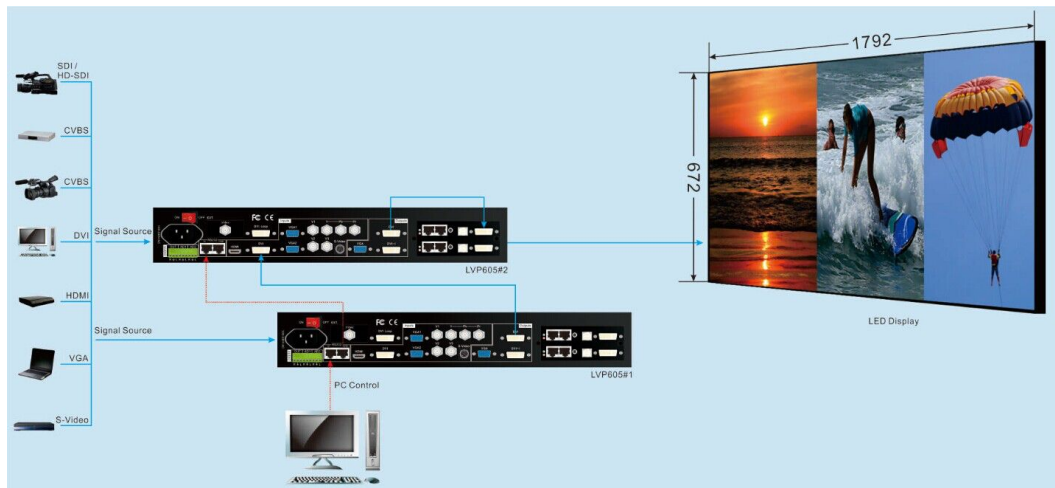
Application 2: 2 units of LVP605 to realize display of 3 different pictures

1 unit of LVP605 can realize 4 different effects of dual display, so 2 units can be connected in parallel to realize display of 2 or 3 different pictures.

Maximally 19 input signals can be connected to 2 units of LVP605 in parallel. The following is an example of 2 units of LVP605 connected in parallel to display multiple pictures on a LED screen with resolution 1792 X 672.

1. System diagram:

2 units of LVP605 connected in parallel and have different input signals connected, plus 1 PC to use software control to realize fast switching among multiple display effects.



2. Display effects:

Full display



Dual display



Triple display

